

WATER FLOW

Description

The fixed flow rate orifices contain a deformable opening which decreases in size as the pressure differential increases. The design of the unit compensates for pressure differential increase by reducing the area of the orifice resulting in constant flow over the differential pressure range 15-150 psig.

Specifications

Maximum Pressure 150 psig

Constant Flow Pressure Range 15 - 150 psig

Temperature Range 32 to 160° F

Accuracy ± 10%

Materials Body - Brass • Diaphragm - Buna-N

Applications

Water Flow Rate Control

Heating and Cooling Systems

Water Spray

Film Process and Rinse

Water Conservation

Flow Rate Limitation

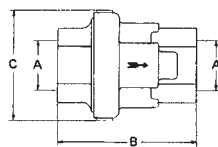
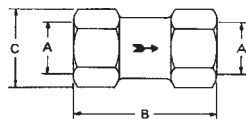
Ordering Information

- Select the flow rate
- Select the pipe size
- Obtain part number from charts at right

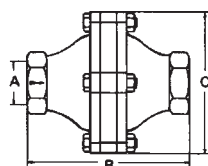
Dimensions

Series 2305		
A. Pipe Size - NPT	B. Overall Length	C. Height
1/4"	2"	1-1/6"
3/8"	1-3/4"	1-1/16"
1/2"	2-7/32"	1-1/4"
3/4"	2-9/16"	1-17/32"

Series 2307		
A. Pipe Size - NPT	B. Overall Length	C. Height
3/4"	3-19/32"	2-7/8"
1"	3-19/32"	2-7/8"
1-1/4"	6-3/16"	5-1/4"
1-1/2"	8-7/8"	7-3/8"



3/4", 1" NPT



1-1/4", 1-1/2" NPT

Part Numbers - Series 2305 0.2 to 10 GPM

FLOW RATE GPM-H ₂ O	PIPE SIZE			
	1/4" NPT	3/8" NPT	1/2" NPT	3/4" NPT
0.20	2305-0011-1/4			
0.25	2305-1011-1/4			
0.30	2305-0031-1/4			
0.40	2305-0041-1/4	2305-0031-3/8		
0.50	2305-1021-1/4	2305-1021-3/8	2305-1021-1/2	
0.60	2305-0061-1/4	2305-0061-3/8	2305-0061-1/2	
0.75	2305-1031-1/4	2305-1031-3/8	2305-1031-1/2	
1.00	2305-1041-1/4	2305-1041-3/8	2305-1041-1/2	2305-1041-3/4
1.25	2305-1051-1/4	2305-1051-3/8	2305-1051-1/2	2305-1051-3/4
1.50	2305-1061-1/4	2305-1061-3/8	2305-1061-1/2	2305-1061-3/4
1.75	2305-1071-1/4	2305-1071-3/8	2305-1071-1/2	2305-1071-3/4
2.00	2305-1081-1/4	2305-1081-3/8	2305-1081-1/2	2305-1081-3/4
2.50			2305-1091-1/2	2305-1091-3/4
3.00			2305-1101-1/2	2305-1101-3/4
3.50			2305-1111-1/2	2305-1111-3/4
4.0			2305-1121-1/2	2305-1121-3/4
4.5				2305-1131-3/4
5				2305-1141-3/4
6				2305-1151-3/4
7				2305-1161-3/4
8				2305-1171-3/4
9				2305-1181-3/4
10				2305-1191-3/4

Part Numbers - Series 2307 8 to 100 GPM

FLOW RATE GPM-H ₂ O	PIPE SIZE			
	3/4" NPT	1" NPT	1-1/4" NPT	1-1/2" NPT
8	2307-1171-3/4	2307-1171-1		
9	2307-1181-3/4	2307-1181-1		
10	2307-1191-3/4	2307-1191-1		
11	2307-1201-3/4	2307-1201-1		
12	2307-1211-3/4	2307-1211-1		
13	2307-1221-3/4	2307-1221-1		
14	2307-1231-3/4	2307-1231-1		
15	2307-1241-3/4	2307-1241-1		
16	2307-1251-3/4	2307-1251-1		
17	2307-1261-3/4	2307-1261-1		
18	2307-1271-3/4	2307-1271-1	2307-1271-1-1/4	
19		2307-1281-1	2307-1281-1-1/4	
20		2307-1291-1	2307-1291-1-1/4	
21		2307-1301-1	2307-1301-1-1/4	
22		2307-1311-1	2307-1311-1-1/4	
24			2307-1321-1-1/4	
26			2307-1331-1-1/4	
28			2307-1341-1-1/4	
30			2307-1351-1-1/4	
32			2307-1361-1-1/4	
34			2307-1371-1-1/4	
36			2307-1381-1-1/4	
38			2307-1391-1-1/4	
40			2307-1401-1-1/4	
42			2307-1411-1-1/4	
44			2307-1421-1-1/4	
46			2307-1431-1-1/4	
48			2307-1441-1-1/4	
50				2307-1451-1-1/2
55				2307-1461-1-1/2
60				2307-1471-1-1/2
65				2307-1481-1-1/2
70				2307-1491-1-1/2
75				2307-1501-1-1/2
80				2307-1511-1-1/2
85				2307-1521-1-1/2
90				2307-1531-1-1/2
95				2307-1541-1-1/2
100				2307-1551-1-1/2